


3" Radiance™ Color Selection Light



Specification Guide

Base Part #	Lens Material	Switch Option	Mounting Style	# of LEDs	Color Temperature
69453	C - Polycarbonate	U - Unswitch	SM - Surface	02 - 9 LEDs	3065 - 3000K/6500K

*Additional colors available by request, contact sales for availability

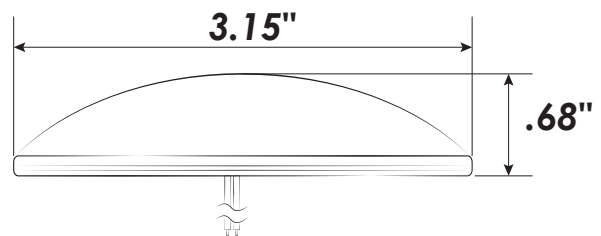
Sample Part #: 69453CUSM-02-3065

Base Part
Lens Material
Switch Option
Mounting Style
Number of LEDs
Color Temperature

Product Details

Lens	Polycarbonate
Wattage	1.9 W
Voltage	12V DC
Amp Draw [@13.6V DC]	0.14 A
Lumen Output	140 LM
Color Temperature	3000K/6500K


Product Dimensions:



3.5" Radiance™ Color Selection Light

Parts are manufactured on ITC's SMT machine, allowing better control over quality and pricing

Full dimming capability of both colors



Surface or recessed mount, center wiring and standard #8 size screw for simplified installation

Two color LED chips within the same fixture allow for greater control of the interior environment

Polycarbonate lens provides the appearance of frosted glass while offering maximum light output and a soft diffused glow

Three recessed mounting styles

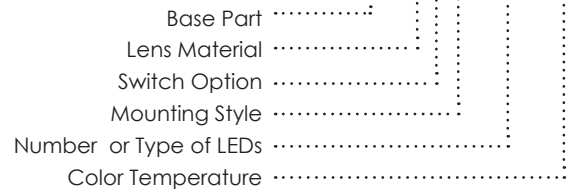


Specification Guide

Base Part #	Lens Material	Switch Option	Mounting Style	# of LEDs	Color Temperature
69343 - Recessed 69353 - Surface	C - Polycarbonate	U - Unswitch	SP - Spring NS - Screw LS - Leaf SM - Surface	04 - 15 LEDs	3065 - 3000K/6500K

*For surface mount use surface mount base part number for all other mounting styles use recessed base part number
**Additional colors available by request, contact sales for availability

Sample Part #: 69353CUSM-04-3065

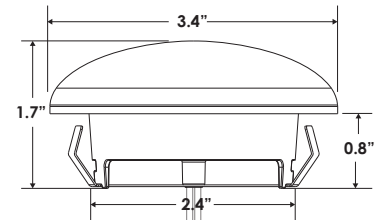


Product Details

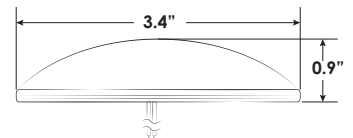
Mounting	Recessed	Surface
Lens	Polycarbonate	
Wattage	2.8 W	3.1 W
Voltage	12V DC	
Amp Draw [@13.6V DC]	0.21 A	0.23 A
Lumen Output	200 Lm	210 Lm
Color Temperature	3000K/6500K	
Cut Out	Leaf & Spring Mount: 2.625" Screw Mount: 2.5"	

Product Dimensions:

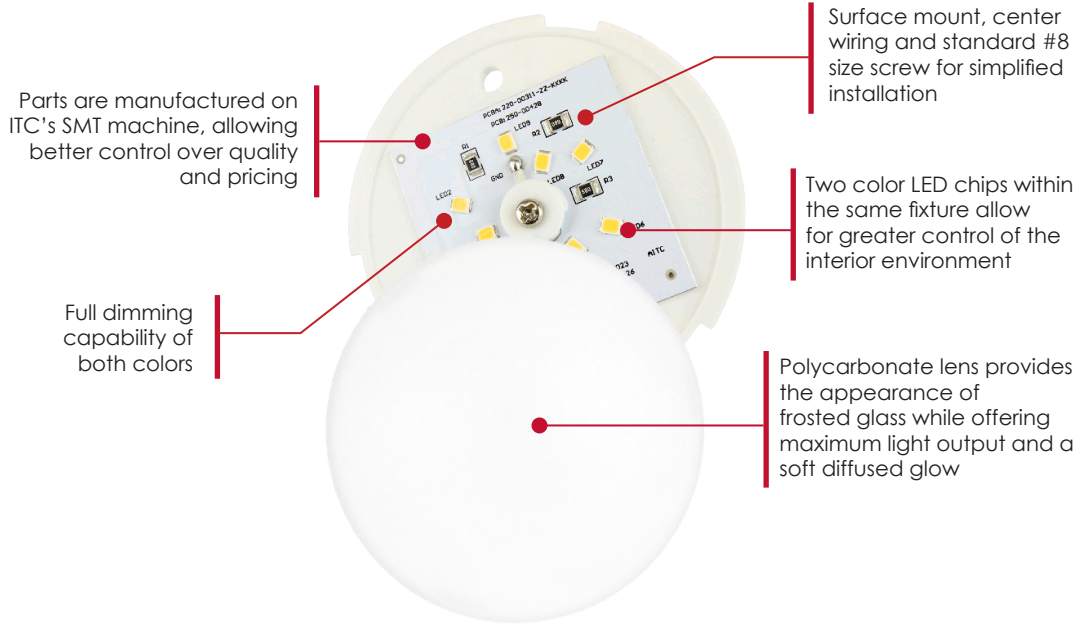
Spring, Leaf and Screw Recessed Mount



Surface Mount



4.5" Radiance™ Color Selection Light



Parts are manufactured on ITC's SMT machine, allowing better control over quality and pricing

Surface mount, center wiring and standard #8 size screw for simplified installation

Two color LED chips within the same fixture allow for greater control of the interior environment

Full dimming capability of both colors


Polycarbonate lens provides the appearance of frosted glass while offering maximum light output and a soft diffused glow

Specification Guide

Base Part #	Lens Material	Switch Option	Mounting Style	# of LEDs	Color Temperature
69253	C - Polycarbonate	U - Unswitch	SM - Surface	04 - 15 LEDs	3065 - 3000K/6500K

*Additional colors available by request, contact sales for availability

Sample Part #: 69253CUSM-04-3065



Product Details

Lens	Polycarbonate
Wattage	3.6 W
Voltage	12V DC
Amp Draw [@13.6V DC]	0.27 A
Lumen Output	260 Lm
Color Temperature	3000K/6500K

Product Dimensions:

